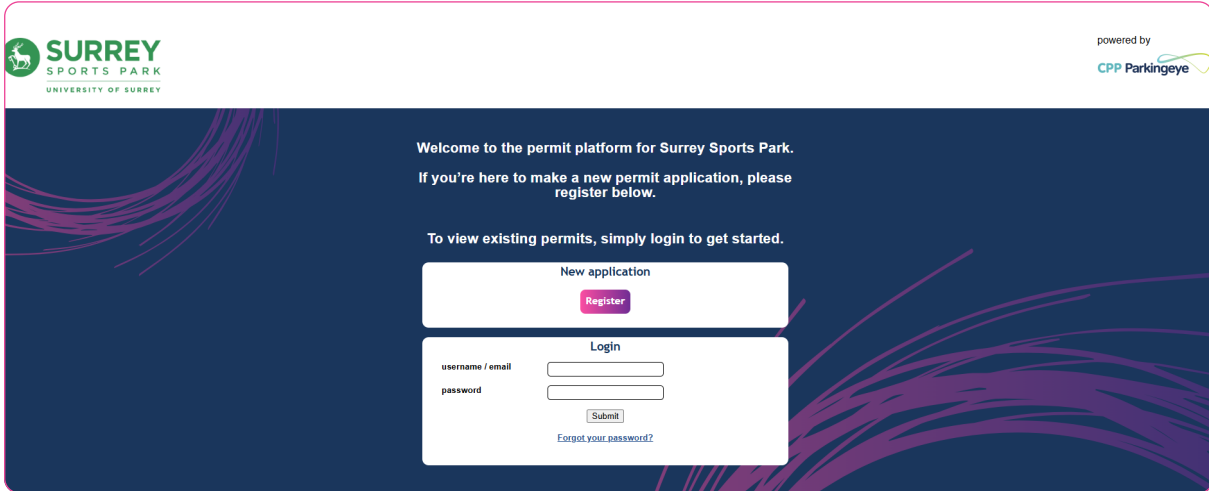
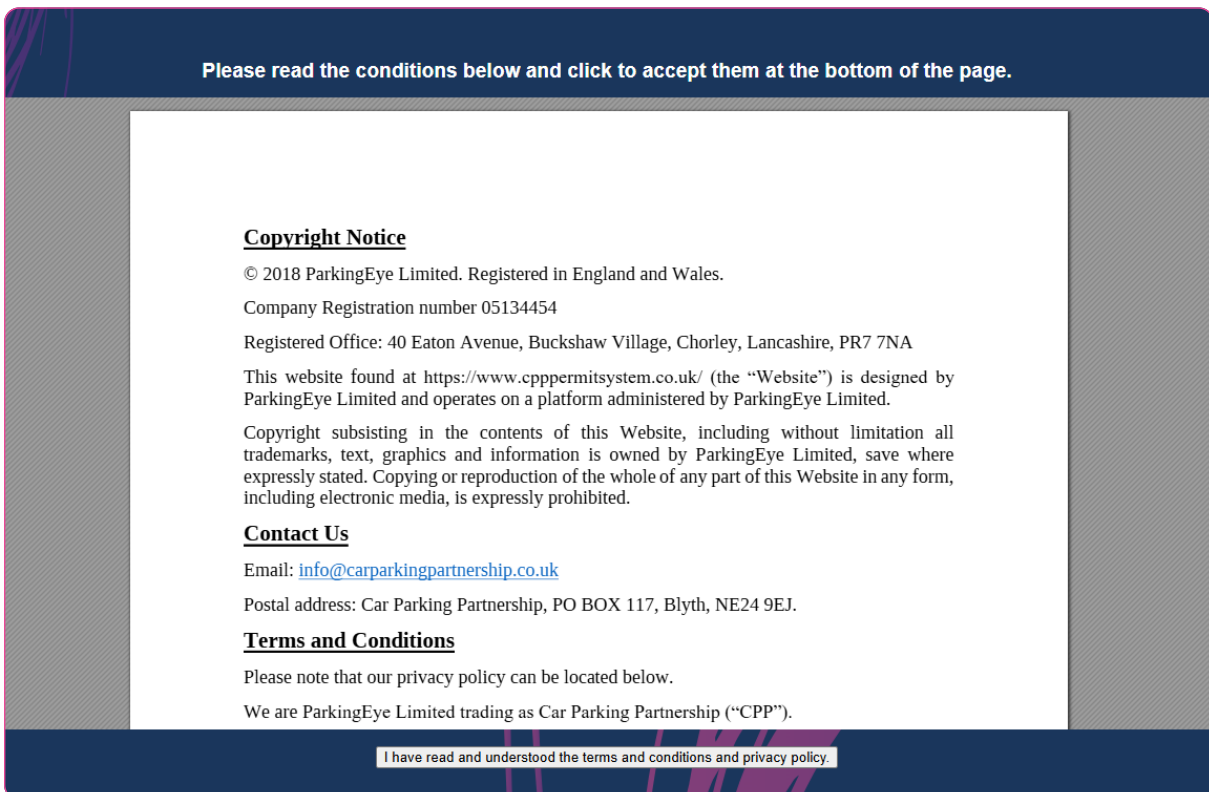


ParkingEye Permit Application

Surrey Sports Park – Public Members



Step 1: Register for Evology Permit/ CPP Permit System.



Copyright Notice

© 2018 ParkingEye Limited. Registered in England and Wales.
 Company Registration number 05134454
 Registered Office: 40 Eaton Avenue, Buckshaw Village, Chorley, Lancashire, PR7 7NA
 This website found at <https://www.cpppermitsystem.co.uk/> (the "Website") is designed by ParkingEye Limited and operates on a platform administered by ParkingEye Limited.
 Copyright subsisting in the contents of this Website, including without limitation all trademarks, text, graphics and information is owned by ParkingEye Limited, save where expressly stated. Copying or reproduction of the whole or any part of this Website in any form, including electronic media, is expressly prohibited.

Contact Us

Email: info@carparkingpartnership.co.uk
 Postal address: Car Parking Partnership, PO BOX 117, Blyth, NE24 9EJ.

Terms and Conditions

Please note that our privacy policy can be located below.
 We are ParkingEye Limited trading as Car Parking Partnership ("CPP").

☐ I have read and understood the terms and conditions and privacy policy.

Step 2: Agree to the terms and conditions.

SURREY SPORTS PARK
UNIVERSITY OF SURREY

powered by CPP Parkingeye

Login

Hello and thanks for visiting the permit platform for Surrey Sports Park.
Here, you'll be able to apply for a permit.

Account Registration

Full name
Title
First name (required)
Last name (required)
Email Address (required)
Email Address Confirmation (required)
Choose a password (required)
[Show](#) [Generate](#)
password Confirmation (required)

Step 3: Complete initial details.

SURREY SPORTS PARK
UNIVERSITY OF SURREY

powered by CPP Parkingeye

You are currently logged in as (SPK00000) | [Change Password](#)

Home Permit Application Log Out

Your username is: SPK0000015

Permit Status: Application Incomplete

You have yet to complete your permit application.
Please note, your permit is not currently active and as such a Parking Charge will be issued if you park on site during this time.

[Permit Application](#)

Step 4: Start a new application by clicking on “Permit Application”.

Find Permit Utilities Reports

Permit Application

Permit Reference
Select Permit Type

TESTING

Please Select... Required Field

Please Select...

Public Members

Student Members

Swim Academy Members

UOS Staff Members

Step 5: Choose Permit Type: Select the type of permit you wish to apply for.

To pay, permit holders will need to sign up to Evology Autopay.

- **Cost:** 5 hours free stay, standard tariffs apply after 5 hours.

Permit Reference
Select Permit Type

TESTING
Public Members

Required Field

Personal Details

Full Name

Title

First name

Last name

Home Address

Line 1

Line 2

Town/City

Postcode

Email

Next »

Step 6: Complete all fields, click Next

Vehicle Details

Please ensure that you input your full and correct registration.

Registration

Registration Confirmation

Make

Model

Next »

Membership Details

Membership Type

Membership Number

Next »

Step 7: Membership details: Enter your membership details. Ensure your correct membership type and number are included.

Select Next

▼

Terms and Conditions

Terms and Conditions

[T&C.html](#)
(opens in a new window)

Terms and Conditions

☐ (required)

Step 8: Review Terms and Conditions: Carefully read the terms and conditions provided within the form.

Tick the Agreement Box: Ensure you tick the box indicating your agreement to the terms and conditions to proceed with your application.

Please note: Permits are not automatically approved. You will need to wait for email confirmation.

You are currently logged in as

Edit Vehicle Details

Log Out

✔ Permit application saved.

Permit Status: Active

Your permit is valid until 12-01-2027.

To update your vehicle details go to [Edit Vehicle Details](#)

Await approval (Confirmed via email). Once approved, please proceed below:

Next Steps After Permit Approval:

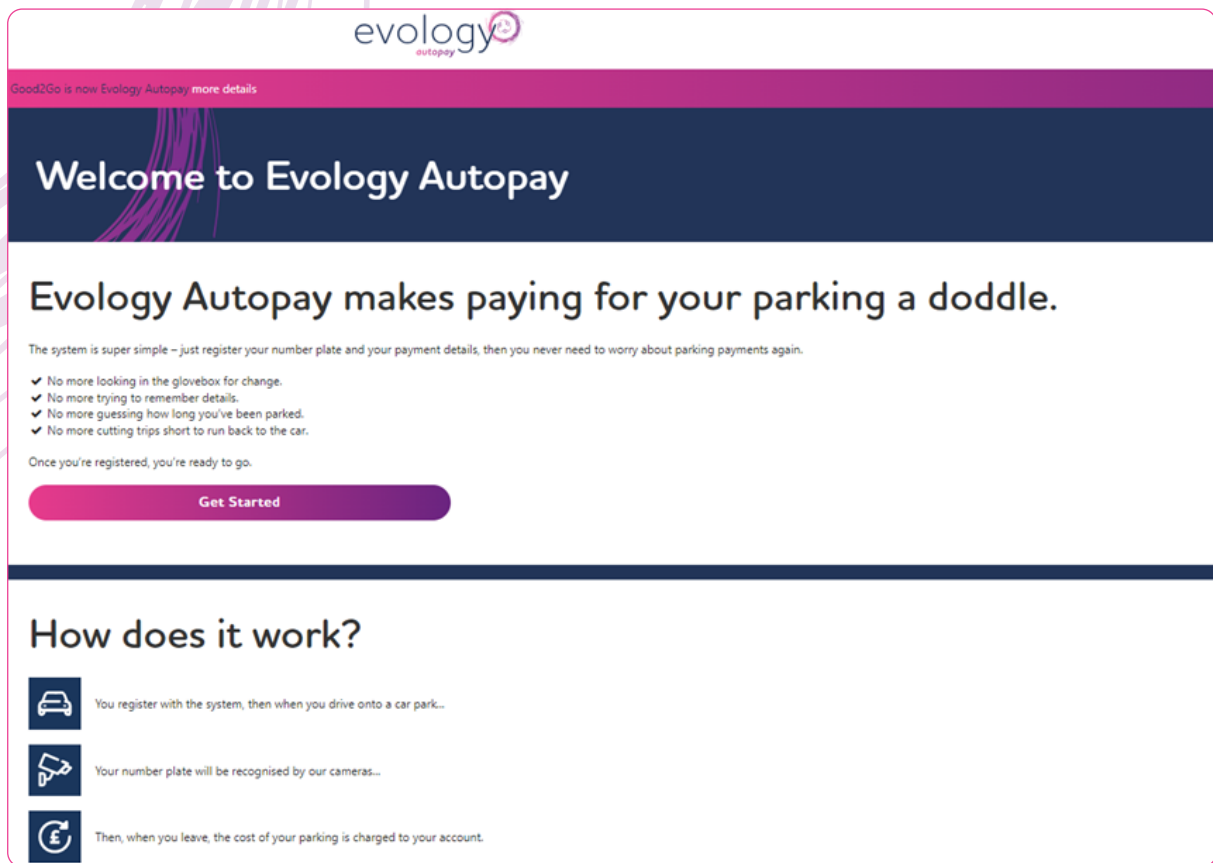
- 1. Receive Instructions:** Check your email for detailed instructions on registering for payments and setting up your account through the Evology Autopay payment portal.
- 2. Complete Payment Setup:** Follow the instructions to set up your payment and account. This step is crucial to ensure your parking permit remains valid.

Important Notice:

Please be aware that if you do not complete the payment setup, valid parking charge/s may be issued for any parking infractions.

If you have any issues setting up your payment, please contact help@evologyparking.com

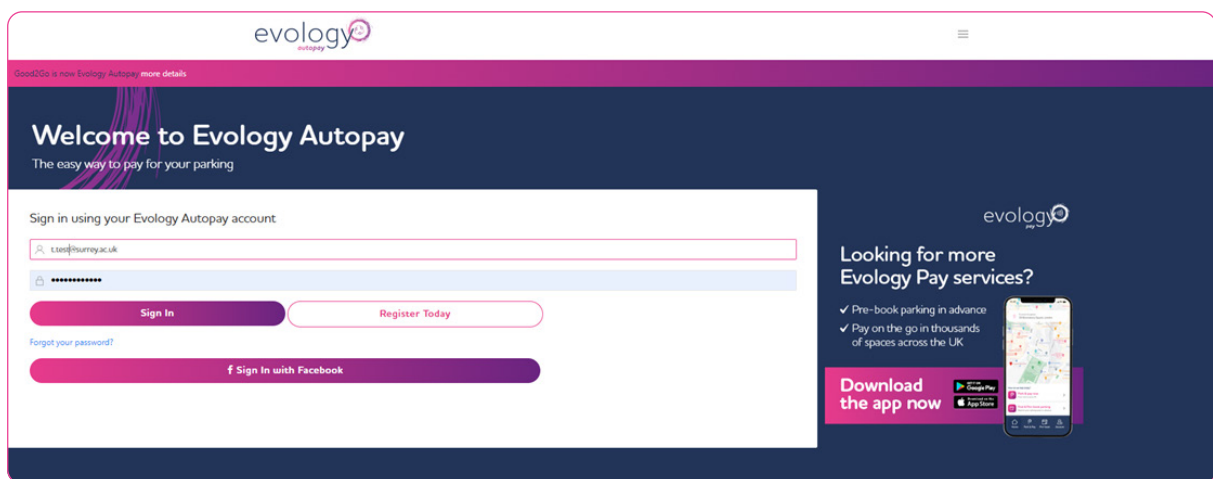
If you have any issues with your permit, please contact permits@evologyparking.com



Step 1: Setting up payment method

Once your permit has been approved, you will need to register on the Evology Autopay site using the same details provided in your permit application. This will enable you to complete your payment setup and manage your parking account.

Please Note: Ensure that you use the same information as provided in your permit application to avoid any issues with registration.



Step 2: Register Today

Good2Go is now Evology Autopay [more details](#)

Complete registration

Personal Details +

Vehicle Details -

TEST02

[Lookup](#)

YOUR

XC40

Silver

☒ I have obtained consent of the main driver of this vehicle

[Back](#) [Next](#)

Preferences +

Payment Methods +

Step 3: Complete Vehicle Details

Please ensure that you accurately complete your vehicle details on the Evology Autopay site, ensuring they match the information provided in your approved permit. This will help prevent any discrepancies and ensure your parking setup is correctly processed.

evology autopay

Good2Go is now Evology Autopay [more details](#)

Complete registration

Personal Details -

Test 11

Test 11

100 Test Road

Address Line 2

Address Line 3

Farnborough

Hampshire

GU213RL

07777123456

[Next](#)

Vehicle Details +

Preferences +

Payment Methods +

Step 4: Complete All Contact Details

Please ensure you provide all required contact details on the Evology Autopay site, including a valid telephone number. Accurate contact information is essential for effective communication and any necessary follow-up regarding your parking permit.

evology autopay

Good2Go is now Evology Autopay [more details](#)

No data for vehicle look up.
Please enter details manually.

Complete registration

Personal Details +

Vehicle Details +

Preferences -

☐ Check this box if you want to receive SMS alerts about your account.
If ticked a charge of 20p per SMS alert may be applicable.

☐ I'm happy to receive marketing and offers from Evology Autopay and their selected partners

[Back](#) [Next](#)

Payment Methods +

Step 5: Complete your registration

Complete registration

Personal Details
Vehicle Details
Preferences
Payment Methods

+
+
+
—

Card

Pre-pay

Select

The Pre-Pay option allows you to use your credit or debit card to topup and maintain a balance on your Evology Autopay account which will then be used to pay for parking.

Your balance can either be automatically topped up or manually topped up. If you choose automatic topups, this can be by a pre-agreed amount or by the amount required to maintain a specified balance.

You will be able to view the individual parking transactions by reviewing your Evology Autopay account statements.

Back

Pay to park

Select

The Pay to park option will enable you to register the credit or debit card details that you want your parking transactions to be charged to.

Each individual parking transaction will be debited to your credit or debit card shortly after concluding your parking session. If charged to a credit card then the parking charges will be settled as and when you pay the credit card bill.

Remember, you will still be able to view the individual parking transactions by reviewing your Evology Autopay account statements.

Step 5: Choose Your Payment Option

Please select one of the following payment options on the Evology Autopay site:

- 1. Pre-pay:** This option allows you to top up a virtual wallet. Your wallet will be charged each time you enter Surrey Sports Park. When your balance starts to run low, Evology will send you a reminder to top up your account.
- 2. Pay to Park:** This option will store your credit or debit card details, and your card will be charged for each entry to Surrey Sports Park.

Important: Please read and consider both options carefully. Once you have selected a payment method, any changes will require you to contact Parkingeye directly.

Further Notice: Stays on Surrey Sports Park under 5 hours will appear as £0.00 on your Evology Autopay Account, Stays over 5 hours will be charged at the appropriate tariff automatically.

Final Step: Payment Method Activation

Once you have completed your setup and the system is live, your chosen payment method will begin to be charged according to the selected option.

Please ensure that you have finalised all details and that your account is fully set up to avoid any disruptions.

If you have any questions or need further assistance, please contact help@evologyparking.com